
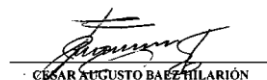


TRANSPORTADORA DE GAS DEL INTERIOR S.A. E.S.P. - TGI S.A. E.S.P.

BALANCE SHEET AS OF SEPTEMBER 30, 2007 AND SEPTEMBER 30, 2008
(Expressed in millions of Colombian pesos (Col\$) and thousands of U.S. dollars (U.S.\$))

ASSETS	September 30, 2007		As of September 30, 2008	
	Col\$	U.S.\$	Col\$	U.S.\$
CURRENT ASSETS:				
Cash and cash equivalents	77.697	81.933	178.174	192.100
Restricted cash	0	4.023	8.748	9.500
Accounts receivable	53.811	38.947	84.695	62.500
Inventories	12.472	11.098	24.134	10.000
Prepaid expenses	9.689	4.861	10.570	4.000
Total current assets	153.669	140.862	306.321	288.100
Long-term accounts receivable, net	5.990	3.510	7.633	3.000
PROPERTY, PLANT AND EQUIPMENT, net	979.744	438.614	953.818	415.000
OTHER ASSETS, NET	2.276.996	1.018.186	2.214.168	950.000
Total assets	3.416.399	1.601.172	3.481.939	1.601.172
Memorandum accounts	425.123	618.543	1.345.095	618.543
LIABILITIES AND SHAREHOLDERS' EQUITY				
CURRENT LIABILITIES:				
Financial obligations	2.274.822	12.659	27.528	12.659
Accounts payable	53.251	22.282	48.454	22.282
Labor obligations	1	46	101	46
Collections on behalf of third parties	2.181	2.140	4.653	2.140
Provisions	5.311	6.127	13.324	6.127
Total current liabilities	2.335.566	43.254	94.060	43.254
LONG-TERM LIABILITIES:				
Financial obligations	0	1.120.000	2.435.574	1.120.000
Other liabilities	11.122	5.497	11.955	5.497
Total liabilities	2.346.688	1.168.751	2.541.589	1.168.751
SHAREHOLDERS' EQUITY:				
Capital	750.000	344.888	750.000	344.888
Additional paid-in capital	24.703	11.360	24.703	11.360
Reserves	0	133.352	289.990	133.352
Net income for the current period	295.008	(57.179)	(124.342)	(57.179)
Total shareholders' equity	1.069.711	432.421	940.351	432.421
Total liabilities and shareholders' equity	3.416.399	1.601.172	3.481.940	1.601.172
Memorandum accounts	425.123	618.543	1.345.095	618.543


JORGE ARMANDO PINEDA SANCHEZ
 Primer Suplente del Representante Legal


CESAR AUGUSTO BAEZ HILARIÓN
 Contador (E)
 TP. 90621 -T


TRANSPORTADORA DE GAS DEL INTERIOR S.A. E.S.P. - TGI S.A. E.S.P.


INCOME STATEMENT

AS SEPTEMBER 30, 2007 AND SEPTEMBER 30, 2008

(Expressed in millions of Colombian pesos (Col\$) and thousands of U.S. dollars (U.S.\$))

	September 30, 2007		As of September 30, 2008	
Operating revenues:				
Sales:				
Capacity charges	Col\$ 177.463	Col\$ 246.493	U.S.\$ 113.350	
Variable charges	35.136	49.515	22.770	
Non-recurring charges	26.171	30.764	14.147	
Other revenues	3.656	9.109	4.189	
	<u>242.426</u>	<u>335.882</u>	<u>154.455</u>	
Operating costs:				
Operation and maintenance	(21.078)	(30.285)	(13.927)	
Depreciation and amortization	(47.535)	(62.531)	(28.755)	
Other Costs	(6.405)	(15.417)	(7.090)	
	<u>(75.018)</u>	<u>(108.233)</u>	<u>(42.681)</u>	
Gross-Margin	<u>167.408</u>	<u>227.649</u>	<u>111.774</u>	
Operating and administrative expenses:				
Personnel and general services	(10.273)	(14.567)	(6.699)	
Provisions, depreciation and amortization	(5.016)	(4.232)	(1.946)	
	<u>(15.289)</u>	<u>(18.799)</u>	<u>(8.645)</u>	
Operating income	152.118	208.850	103.129	
Exchange gains	258.472	(174.646)	(80.311)	
Other income	3.531	15.809	7.270	
Financial expenses	(104.092)	(146.821)	(67.516)	
Income before income tax	310.029	(96.808)	(44.517)	
Income tax	(15.021)	(27.534)	(12.662)	
Net income	<u>Col\$ 295.008</u>	<u>Col\$ (124.342)</u>	<u>U.S.\$ (57.179)</u>	


 JORGE ARMANDO PINEDA SÁNCHEZ
 Primer Suplente del Representante Legal


 CESAR AUGUSTO BAEZ LLORIÓN
 Contador (E)
 TP. 90621 - T

TRANSPORTADORA DE GAS DEL INTERIOR S.A. ESP. - TGI S.A. ESP.

STATEMENT OF CASH FLOWS

FOR THE PERIOD FROM JANUARY 01 TO SEPTEMBER 30, 2007 AND 2008.

(Expressed in millions of Colombian pesos (Col\$) and thousand of U.S. dollars (U.\$))

	TO SEPTEMBER, 2007		TO SEPTEMBER, 2008		TO SEPTEMBER, 2008	
	Col\$		Col\$		U.S.\$	
Cash Flows from Operating Activities						
Net income	295.008		(124.342)		(57.179)	
Reconciliation between net income and cash						
Provided by operating activities:						
Depreciation and amortization	50.394		66.420		30.543	
Foreign Exchange differences	(259.248)		184.844		85.001	
Provisions	0		(342)		(157)	
	86.154		126.580		58.208	
Changes in assets and liabilities of operation, net						
Accounts receivable	(60.246)		(43.779)		(20.132)	
Inventories	(12.472)		(197)		(91)	
Prepaid expenses	(9.689)		18.270		8.401	
Accounts payable	54.481		35.254		16.212	
Labor obligations	1		(268)		(123)	
Collections in favor of third parties	2.181		(2.736)		(1.258)	
Provisions	5.311		11.991		5.514	
Other liabilities	11.122		(21.099)		(9.702)	
Cash Provided by Operating Activities	76.843		124.016		57.029	
Cash Flows from Investing Activities						
Increase in property, plant and equipment	(993.002)		(7.199)		(3.310)	
Increase in other assets	(2.314.132)		(18.281)		(8.407)	
Cash Used in Investing Activities	(3.307.134)		(25.480)		(11.717)	
Cash Flows from Financing Activities						
Increase in financial obligations	2.533.285		(23.153)		(10.647)	
Capital contribution	774.703		0		0	
Cash Provided by Financing Activities	3.307.988		(23.153)		(10.647)	
Net increase in Cash	77.697		75.383		34.665	
Cash at Beginning of Period	-		111.540		51.292	
Cash at End of Period	77.697		186.923		85.957	



JORGE ARMANDO PINEDA SANCHEZ
Primer Suplente del Representante Legal



Cesar Alvarado
Contador (E)
Tarjeta Profesional No. 90621-T